




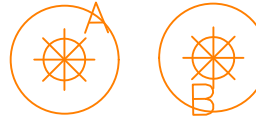
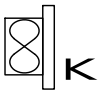
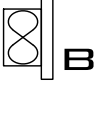

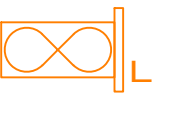

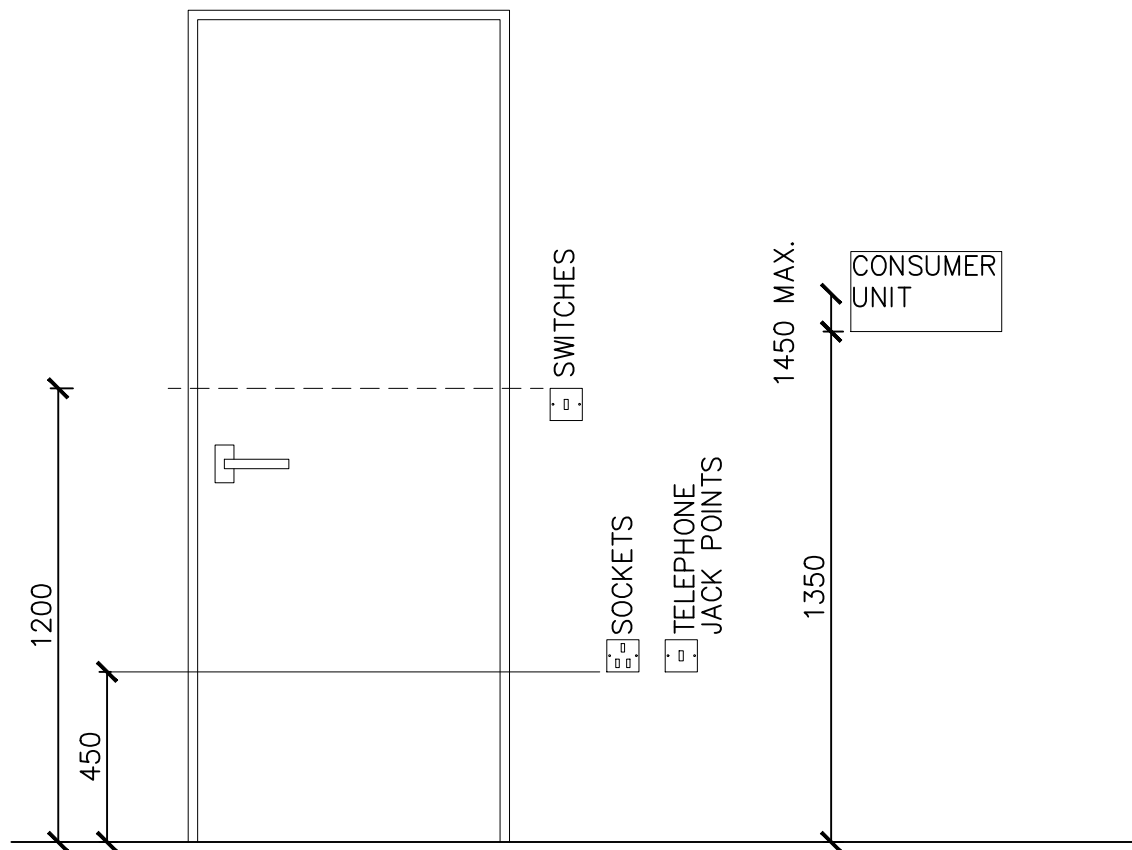


LIGHTING & FIRE ALARM LAYOUT - HANDED
1:20 SCALE @ A1

-  SINGLE GANG LIGHT SWITCH. HAGAR WMPS11
-  ARCHITRAVE SWITCH K4841 WHI
-  2 WAY SWITCH. HAGAR WMPS12
-  2 GANG SWITCH. HAGAR WMPS22
-  2 GANG 2 WAY SWITCH. HAGAR WMPS22
-  MEGAMAN RENZO BULKHEAD CEILING MOUNTED, LED LAMP 76LM/WM, 10.5W, 3000K. IP44 RATED (BOTH A & B ARE THE SAME PRODUCT)
-  UNITY CV2GIP CONTINUOUS EXTRACT. INDEPENDENT FROM LIGHT FITTING C/W BOOST SWITCH. KITCHEN EXTRACT FLOW AS PER SPECIFICATION (UNIT SPECIFIC)
-  UNITY CV2GIP CONTINUOUS EXTRACT. BOOST CONTROLLED BY LIGHT FITTING WITH 15 MINUTE OVER-RUN. BATHROOM EXTRACT FLOW AS PER SPECIFICATION (UNIT SPECIFIC)
-  ACCESS PANEL SEE ARCHITECTURAL DETAILS
-  LAUNDRY EXTRACT TBC
-  SURFACE MOUNTED 600X600 IP44 LED FLAT PANEL.



ELECTRICAL EQUIPMENT MOUNTING HEIGHTS. NOT TO SCALE
HEIGHTS OF SWITCHES & OUTLETS FROM APPROVED DOCUMENT M
CONSUMER UNIT AS APPROVED DOCUMENT P

0M 1M 2M
SCALE BAR @ 1:20

CDM 2015
RESIDUAL RISK

ELECTRICAL

ELECTRICAL CONTRACTORS SHALL FAMILIARISE THEMSELVES WITH THE INSTALLATION AND EMPLOY SYSTEMS AND METHODS OF WORKING TO REDUCE ANY HAZARDS.

IF IN DOUBT ASK AND NOTIFY

ELECTRICITY IS DANGEROUS

GENERAL

IT IS UNDERSTOOD THAT A COMPETENT CONTRACTOR FAMILIAR WITH THE WORKS REQUIRED WILL BE APPOINTED AND THAT THEY WILL BE AWARE OF THE STANDARD HAZARDS.

NOTES:

- DO NOT SCALE FROM THIS DRAWING. WORK FROM FIGURED DIMENSIONS ONLY.
- ALL DIMENSIONS ARE IN MM, UNLESS STATED OTHERWISE.
- ALL DIMENSIONS TO BE CHECKED ON SITE PRIOR TO CONSTRUCTION OR ORDERING.
- ANY ERRORS OR OMISSIONS TO BE NOTIFIED TO CITYZEN LIMITED IMMEDIATELY.
- CONTRACTOR TO READ & CHECK ALL MANUFACTURES LITERATURE AND IMPLEMENT ITS REQUIREMENTS PRIOR TO INSTALLATION OF ANY MATERIALS AND COMPONENTS.
- CITYZEN LIMITED IS NOT RESPONSIBLE FOR ANY BUILDING WORK THAT IS CARRIED OUT ON SITE.
- THIS DRAWING IS TO BE READ IN CONJUNCTION WITH ALL NECESSARY ARCHITECTURAL, STRUCTURAL AND SPECIALIST DRAWINGS, SPECIFICATIONS, SCOPES OF WORK & ROOM DATA SHEETS.
- ALL MATERIALS AND WORKMANSHIP SHALL CONFORM WITH THE RELEVANT BRITISH AND EUROPEAN STANDARD, SPECIFICATIONS AND CODES OF PRACTICE.
- IF IN ANY DOUBT, ASK.

- CABLE HOLES THROUGH ISOWALL PANELS TO BE SEALED & GASKETED TO AVOID CHAFFING.
- TYPICAL CABLES TO BE 6181Y PVC INSULATED SINGLES FOR LOW TEMPERATURES WITH ALL CORES INSULATED INCLUDING CPC. CABLES MUST BE INSTALLED ABOVE 0°C (BUT OPERATING RANGE DOWN TO -15°C)
- ALL OUTLETS TO BE FLUSH MOUNTED.
- ALL ELECTRICAL SERVICES TO BE BS7671 AND PART P COMPLIANT C/W CERTIFICATION AND SIGN OFFS.
- ALL OUTLETS TO BE CLEARLY MARKED.
- ALL EXTERNAL PENETRATIONS, CABLES, PIPES AND DUCTS TO BE PROVIDED WITH FIRE COLLARS & SLEEVES.
- SEE DRAWING 1705-301 FOR THE TYPICAL SERVICES INTERNAL CUPBOARD.

FIRE ALARM BY OTHERS

REV	DATE	REVISION	DRAWN	CHECKED	APPROVED
A	04.09.17	BEDROOM & KITCHEN LAYOUT REVISED	AG	JS	JS
COPYRIGHT CITYZEN LIMITED					

CITYZEN
ARCHITECTURE | ENVIRONMENT
MARITIME HOUSE
BASIN ROAD NORTH
HOVE
EAST SUSSEX
BN41 1WR

CONTACT@CITYZENDESIGN.CO.UK
WWW.CITYZENDESIGN.CO.UK
01273 704 901


Chartered Institute of
Architectural Technicians
Registered Practice

CLIENT:	CARGOTEK		
DESIGNER:	JOHN SMITH		
PROJECT:	CARGOTEK 20FT PRODUCT		
TITLE:	LIGHTING & FIRE ALARM TYPE 1 CONFIGURATION - HANDED		
SCALE:	1:20 @ A1 1:40 @ A3	DATE:	27/06/2017
PURPOSE OF DRAWING:	CONSTRUCTION		
DRAWING: PROJECT REF - DRG NO. (REVISION)	1705-H212 (A)		